

## NOVADOS H4 Metering Pumps

DIAPHRAGM AND PLUNGER PUMPS

### Versatility

We offer an extensive range of metering pumps for almost every situation where liquids have to be accurately metered or blended together. Our NOVADOS metering pumps comprise diaphragm and plunger pumps, with drives to accommodate single or multi-stream applications using horizontal or vertical configurations.

Nearly all gear sizes in the NOVADOS series can be combined for process and metering pumps to achieve the required flow rate and pressure parameters. Manual or automatic control options for flow rate adjustment are available, with various liquid end materials and complemented by a variety of accessories to suit the process.

These numerous possible combinations and variants enable bespoke solutions to be offered, which suit the characteristics of the metered liquid.



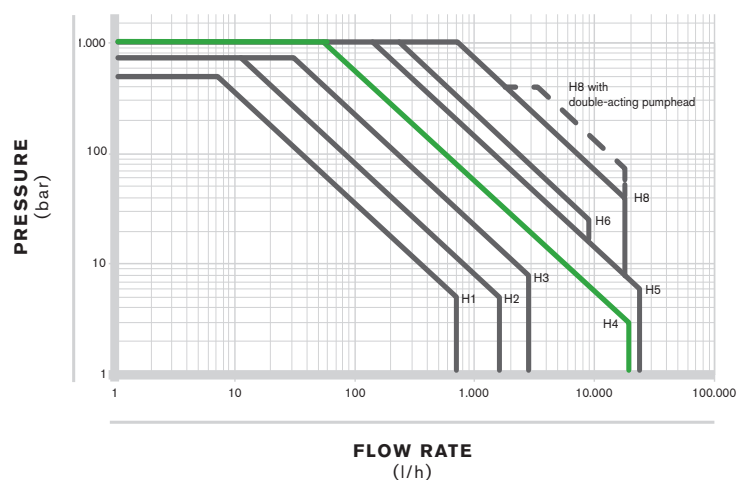
### Technical Data

- Flow rate up to 11390 l/h
- Pressure up to 1035 bar

### Installation and Operating Conditions\*

- **Hazardous area:**  
up to Zone 1 IIC T4 (Zone 22 upon request)
- **Ambient temperature range:**  
from -40 °C to +55 °C  
(special solutions upon request)
- **Fluid temperature range:**  
from -40 °C up to +150 °C  
(special solutions upon request)

\* These are limit values, please state actual conditions with enquiry.



## FLOW RATE TABLE (FOR SINGLE MODULE) <sup>1)</sup>

PUMP HEAD TYPE	DIAPHRAGM SINGLE-ACTING	DIAPHRAGM DOUBLE-ACTING	PLUNGER
Material of displacement body Housing material	PTFE or Stainless Steel Stainless Steel	PTFE Stainless Steel	Ceramic or Stainless Steel Stainless Steel
max. operating pressure <sup>2)</sup> bar	Flow rate at a nominal stroking speed of 200 min <sup>-1</sup> l/h		
1035	0... 55 <sup>3)</sup>	-	-
700	0... 80 <sup>3)</sup>	-	-
400	0... 140	-	-
250	0... 220	-	-
160	0... 350	-	0... 350
100	0... 570	-	-
63	0... 900	-	-
40	0... 1410	-	0... 1410
25	0... 2240	-	0... 2170
16	0... 3610	-	-
10	0... 5650	0... 11390	0... 5650

1) The table shows a selection all possibilities and serves as an initial guideline. Pumps will be sized for the specific requirements. The nominal stroking speed may be different from the value stated above.

2) Max. operating pressure of actual pumps may vary from figures stated.

3) Stainless Steel diaphragm

- Flow rates at 100 % volumetric efficiency. Please allow for transmission losses
- Metering accuracy: as good as  $\pm 0.5$  %

## General Specification

### Materials of construction of liquid-wetted parts

- Housing of stainless steel 1.4571 or 1.4462 or plastic PVC or PP
- Diaphragms of PTFE or stainless steel 1.4310
- Plungers of stainless steel or ceramic
- Options: materials such as Super Duplex, Hastelloy, Titanium and other material

### Pump gear design

- Worm gear with different reduction ratios
- Splash lubrication
- Stroke length adjustment via eccentric (Z-shape) crankshaft

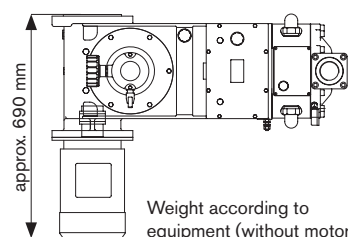
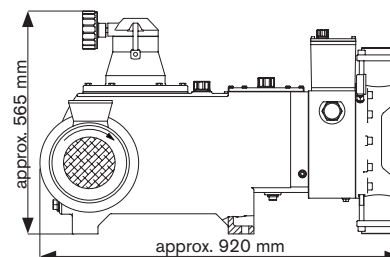
### Flow rate control

- Manual, electric, pneumatic or speed variation

### Drive

- Electric motor with fixed or variable speed
- Other drives on request

We reserve the right to make technical changes without notice.



Weight according to equipment (without motor)  
approx. 230 - 360 kg

# SPXFLOW

SPX Flow Technology Norderstedt GmbH - Werkstraße 4 - D-22844 Norderstedt  
Phone: +49 40 52202-0 E-Mail: branluebbe@spxflow.com

SPX FLOW, Inc. reserves the right to incorporate our latest design and material changes without notice or obligations.

Design features, materials of construction and dimensional data, as described in this bulletin, are provided for your information only and should not be relied upon unless confirmed in writing. Please contact your local sales representative for product availability in your region. For more information visit [www.spxflow.com](http://www.spxflow.com).